



Refrigerators and freezers
General purpose
2016/2017



LIEBHERR

Quality, Design and Innovation



Refrigerators and freezers for general purpose

With a Liebherr appliance, you opt for reliable operation, innovative premium quality – and for top design. Liebherr offers all the advantages that matter in professional applications: high-quality components and maximum net capacity, efficient refrigerating capacity, reliable temperature consistency and very easy cleaning. Most of

all, Liebherr appliances stand out due to their low power consumption and maximum efficiency. The appliances are designed for integration in a HACCP concept and comply with the requirements for optimum food hygiene. You can rely on Liebherr professional models – 24 hours a day, 365 days a year.

Contents

Forced-air upright refrigerators	06
Table-height refrigerators and freezers	14
Chest freezers	20
Accessories	26

Climate class definitions

Climate class 3: Ambient temperatures from +10°C to +25°C

Climate class 4: Ambient temperatures from +10°C to +30°C

Climate class 5: Ambient temperatures from +10°C to +40°C

Climate class 7: Ambient temperatures from +10°C to +35°C

Good reasons to choose Liebherr



Highest performance

Liebherr refrigerators and freezers for universal use provide excellent refrigerating capacity even in extreme climate conditions. The use of ultramodern components, efficient and environmentally-friendly refrigerants as well as precision controls ensure that product quality and freshness is preserved – and the appliances are always efficient.

Low operating costs

Thanks to the precision electronic control system in conjunction with the optimised refrigeration system, Liebherr appliances are highly efficient – with very low energy consumption. This is also promoted by highly effective insulation which efficiently prevents the loss of cold air, resulting in outstanding eco-friendliness and low power and operating costs. The high quality guarantees long life and reliable operation of the appliances.

Long-lasting and functional

Liebherr appliances are specially constructed for intensive professional use and feature a very sturdy design – with high-quality materials and perfect workmanship right down to the smallest detail. The exemplary quality of the appliances is ensured by elaborate tests. All electronic and refrigeration components are selected to ensure maximum functionality and efficiency – as well as an attractive design.

Easy cleaning

Hygiene plays an especially important role in the commercial sector. That is why Liebherr appliances are equipped with seamless, moulded plastic inner liners with large radii that are easy to clean. The height-adjustable grid shelves can easily be removed and cleaned. Depending on the model, castors or height-adjustable feet also allow easy cleaning of the floor space underneath the appliances.

Design and appearance

Highly efficient technology at its best: during the design process Liebherr attaches great importance to the elegant and high-quality appearance of its appliances. Specially processed materials and perfectly designed structures are the hallmark of the unique Liebherr style. Thanks to their consistent design, Liebherr appliances can be combined perfectly and are always attractive as well.

Easy servicing

Liebherr appliances are designed for easy servicing – with a sophisticated concept and high-quality, durable materials. This ensures that our refrigerators and freezers are virtually maintenance-free and very easy to operate: ideal for professional use.

The advantages at a glance

Variable temperature range. The temperature can be set between +1°C and +15°C, as required.

Forced-air cooling. The high-performance cooling system cools down products rapidly and maintains a uniform temperature throughout the interior. The door-operated fan cut-out switch reduces the loss of cold air – and saves energy.



LED interior light with a separate switch for good product visibility.

LED

The **powder-coated sheet steel housing** is extremely tough, impact-resistant and easy to clean.

CFC free refrigerant. The natural and CFC free refrigerant R 600a is used which, in conjunction with highly efficient compressors, results in low energy consumption.



The **plastic-coated grid shelves** allow variable use of the interior. They have a loading capacity of up to 60 kg and ensure secure and optimum product storage.

The **extra insulation** promotes low energy consumption and helps to maintain constant temperatures in the interior.

The **moulded inner liner** in tough commercial-grade polystyrol has integrated ribs to hold the storage shelves. The inner liner features a seamless design with large corner radii, is very easy to clean and enables perfect hygiene. The storage shelves allow extremely variable use and the storage of many – and heavy products.



Analogue or digital temperature displays show the actual internal temperature.

The **heavy-duty lock** prevents unauthorised access.



The **reversible door hinges** enable the appliances to be adapted to any individual installation site.



Ergonomic slimline door handle stylish but tough for frequent door opening.



Easy removal of grid shelves at a door opening angle of 90°.



The doors have **easily removable gaskets** for improved hygiene.

The **high insulation value glass door** in conjunction with the **LED interior light with a separate switch** ensures energy efficiency, provides a good overview and enables fast access to the products.

Self-closing door prevents loss of cold air, supports low energy consumption and helps to protect temperature-sensitive products.



FKvsl 5413

Quality right down to the smallest detail

They are robust, energy-efficient and provide fast and professional cooling: Liebherr universal refrigerators with dynamic cooling are designed for intensive use in ambient temperatures between +10°C and +40°C. The forced-air cooling system maintains a constant temperature throughout

the interior – and enables products to be chilled very quickly. Thanks to their extra insulation, these appliances are very stable and especially low on consumption.



Dynamic cooling, hygiene and safety.

The high-performance forced-air cooling system rapidly cools down products and maintains a uniform temperature throughout the interior. The automatic fan cut-out switch minimises the escape of air when the door is open. The temperature is adjustable from +1°C to +15°C. The seamless plastic inner liners are designed with large radii and are therefore very easy to clean. Maximum safety is ensured by the self-closing door featuring a magnetic seal and sturdy lock.



Perfect lighting.

The FKv(sl) glass door appliances are equipped with innovative LED lighting technology – perfect for attractive production presentation. LEDs last much longer than conventional neon lights. They stand out due to their high stability of light intensity and colour.

Design and functionality.

The elegant SwingLine design featuring side contour edges makes the FKvsl appliances the first choice for customers looking for a stylish appearance. All appliances are fitted with a sturdy lock. The ergonomic slimline door handle ensures stability even if the door is opened frequently. The internal temperature is shown with digital precision via the battery-operated temperature display which is easy to read from the outside.



Side walls with extra insulation, 90° door opening, maintenance-free.

The side walls have extra insulation – that saves energy. The grid shelves can easily be removed at a door opening angle of 90°. The appliances are pleasantly quiet in operation thanks to the use of high-quality components. Their virtually maintenance-free technical concept minimises expenditure of time and money.

Active Green

High energy efficiency and low operating costs.

The use of highly efficient LED lighting reduces the total energy consumption of the FKv(sl) glass door appliances by up to 30 percent compared to similar models with fluorescent tubes. That noticeably lowers the operating costs – and the higher purchase price of LED lighting pays itself off very quickly.

Environmentally-friendly refrigerant.

The natural refrigerant R 600a is environmentally-friendly and, in conjunction with highly efficient compressors, extremely energy-efficient.

Reliable at high ambient temperatures.

The appliances are designed for use also at high ambient temperatures ranging from +10°C to +40°C. Extra insulation, highly efficient compressors and precision controls ensure reliable operation of the models and safe product storage.



Easily replaceable door gaskets.

The door gaskets can easily be replaced on glass door appliances without any tools.



Variable use with sturdy grid shelves.

The wire shelves are adjustable in 37 mm increments to allow the maximum use of the storage space. The exceptionally high shelf loads of 45 and 60 kg, depending on the model, mean you get more product inside - without overloading.

Forced-air upright refrigerators



Refrigerators with fan-assisted cooling	FKvsl 5410 Premium	FKvsl 5413 Premium	LED	FKvsl 4113 Premium	LED	FKvsl 3610 Premium	FKvsl 3613 Premium	LED	FKvsl 2610 Premium	FKvsl 2613 Premium	LED
Total gross/net capacity	554/520 litre	572/536 litre		388/359 litre		333/307 litre	348/320 litre		240/221 litre	250/229 litre	
Exterior dimensions in mm (w/d/h)	750/730/1640	750/730/1640		600/610/1800		600/610/1640	600/610/1640		600/610/1250	600/610/1250	
Interior dimensions in mm (w/d/h)	600/560/1452	600/560/1452		470/440/1612		470/440/1452	470/440/1452		470/440/1062	470/440/1062	
Energy consumption in 365 days ¹	359 kWh	498 kWh		465 kWh		346 kWh	447 kWh		287 kWh	376 kWh	
Climate rating	5	7		7		5	7		5	7	
Refrigerant	R 600a	R 600a		R 600a		R 600a	R 600a		R 600a	R 600a	
Sound power level	48 dB(A)	48 dB(A)		43 dB(A)		48 dB(A)	48 dB(A)		48 dB(A)	48 dB(A)	
Connection rating	1.5 A/150 W	1.5 A/200 W		1.5 A/180 W		1.5 A/130 W	1.5 A/160 W		1.0 A/120 W	1.0 A/150 W	
Frequency/voltage	50 Hz/220–240V~	50 Hz/220–240V~		50 Hz/220–240V~		50 Hz/220–240V~	50 Hz/220–240V~		50 Hz/220–240V~	50 Hz/220–240V~	
Cooling system	forced-air	forced-air		forced-air		forced-air	forced-air		forced-air	forced-air	
Defrost	automatic	automatic		automatic		automatic	automatic		automatic	automatic	
Temperature range	+1°C to +15°C	+1°C to +15°C		+1°C to +15°C		+1°C to +15°C	+1°C to +15°C		+1°C to +15°C	+1°C to +15°C	
External cabinet finish	steel/silver	steel/silver		steel/silver		steel/silver	steel/silver		steel/silver	steel/silver	
Door/lid material	steel	glass door		glass door		steel	glass door		steel	glass door	
Internal liner material	commercial grade moulded polystyrol	commercial grade moulded polystyrol		commercial grade moulded polystyrol		commercial grade moulded polystyrol	commercial grade moulded polystyrol		commercial grade moulded polystyrol	commercial grade moulded polystyrol	
Type of control	analogue controls	analogue controls		analogue controls		analogue controls	analogue controls		analogue controls	analogue controls	
Temperature display	external digital	external digital		external digital		external digital	external digital		external digital	external digital	
Interior light		LED lighting, with separate switch		LED lighting, with separate switch			LED lighting, with separate switch			LED lighting, with separate switch	
Adjustable shelves	5	5		5		5	5		4	4	
Shelf material	wire shelves plastic-coated	wire shelves plastic-coated		wire shelves plastic-coated		wire shelves plastic-coated	wire shelves plastic-coated		wire shelves plastic-coated	wire shelves plastic-coated	
Shelf loading	60 kg	60 kg		45 kg		45 kg	45 kg		45 kg	45 kg	
Handle	ergonomic slimline handle	ergonomic slimline handle		ergonomic slimline handle		ergonomic slimline handle	ergonomic slimline handle		ergonomic slimline handle	ergonomic slimline handle	
Lock	fitted	fitted		fitted		fitted	fitted		fitted	fitted	
Self-closing door	yes	yes		yes		yes	yes		yes	yes	
Door hinges	right, reversible on site	right, reversible on site		right, reversible on site		right, reversible on site	right, reversible on site		right, reversible on site	right, reversible on site	
Gross/net weight	80/73 kg	100/94 kg		85/79 kg		62/56 kg	79/74 kg		51/47 kg	64/60 kg	
Accessories											
Shelf, plastic-coated	7113409	7113409		7113413		7113413	7113413		7113413	7113413	
Castor base	9086381	9086381				9086321	9086321		9086321	9086321	
Protection bracket	7790739	7790739		7790747		7790773	7790773				
Castors for the protection bracket	7790761	7790761		7790761		7790761	7790761				
Adjustable legs	9590229	9590229				9590231	9590231		9590231	9590231	
Scanner rail				7641603		7641603	7641603		7641603	7641603	
Gravity feed shelf for bottles				9007659		9007659	9007659		9007659	9007659	

¹ Measured with light switched off

Forced-air upright refrigerators



Refrigerators with fan-assisted cooling	FKv 5443 LED	FKv 5440	FKv 4143 LED	FKv 4140	FKv 3643 LED	FKv 3640	FKv 2643 LED	FKv 2640
Total gross/net capacity	572/536 litre	554/520 litre	388/359 litre	373/346 litre	348/320 litre	333/307 litre	250/229 litre	240/221 litre
Exterior dimensions in mm (w/d/h)	750/730/1640	750/730/1640	600/610/1800	600/610/1800	600/610/1640	600/610/1640	600/610/1250	600/610/1250
Interior dimensions in mm (w/d/h)	600/560/1452	600/560/1452	470/440/1612	470/440/1612	470/440/1452	470/440/1452	470/440/1062	470/440/1062
Energy consumption in 365 days ¹	498 kWh	359 kWh	465 kWh	352 kWh	447 kWh	346 kWh	376 kWh	287 kWh
Climate rating	7	5	7	5	7	5	7	5
Refrigerant	R 600a	R 600a	R 600a	R 600a	R 600a	R 600a	R 600a	R 600a
Sound power level	45 dB(A)	45 dB(A)	45 dB(A)	45 dB(A)	43 dB(A)	48 dB(A)	43 dB(A)	48 dB(A)
Connection rating	1.5 A/200 W	1.5 A/150 W	1.5 A/180 W	1.5 A/160 W	1.5 A/160 W	1.5 A/130 W	1.0 A/150 W	1.0 A/120 W
Frequency/voltage	50 Hz/220–240V~	50 Hz/220–240V~	50 Hz/220–240V~	50 Hz/220–240V~	50 Hz/220–240V~	50 Hz/220–240V~	50 Hz/220–240V~	50 Hz/220–240V~
Cooling system	forced-air	forced-air	forced-air	forced-air	forced-air	forced-air	forced-air	forced-air
Defrost	automatic	automatic	automatic	automatic	automatic	automatic	automatic	automatic
Temperature range	+1°C to +15°C	+1°C to +15°C	+1°C to +15°C	+1°C to +15°C	+1°C to +15°C	+1°C to +15°C	+1°C to +15°C	+1°C to +15°C
External cabinet finish	steel/white	steel/white	steel/white	steel/white	steel/white	steel/white	steel/white	steel/white
Door/lid material	glass door	steel	glass door	steel	glass door	steel	glass door	steel
Internal liner material	commercial grade moulded polystyrol	commercial grade moulded polystyrol	commercial grade moulded polystyrol	commercial grade moulded polystyrol	commercial grade moulded polystyrol	commercial grade moulded polystyrol	commercial grade moulded polystyrol	commercial grade moulded polystyrol
Type of control	analogue controls	analogue controls	analogue controls	analogue controls	analogue controls	analogue controls	analogue controls	analogue controls
Temperature display	external digital	external digital	external digital	external digital	external digital	external digital	external digital	external digital
Interior light	LED lighting, with separate switch		LED lighting, with separate switch		LED lighting, with separate switch		LED lighting, with separate switch	
Adjustable shelves	4	4	5	5	4	4	3	3
Shelf material	wire shelves plastic-coated	wire shelves plastic-coated	wire shelves plastic-coated	wire shelves plastic-coated	wire shelves plastic-coated	wire shelves plastic-coated	wire shelves plastic-coated	wire shelves plastic-coated
Shelf loading	60 kg	60 kg	45 kg	45 kg	45 kg	45 kg	45 kg	45 kg
Handle	ergonomic slimline handle	ergonomic slimline handle	ergonomic slimline handle	ergonomic slimline handle	ergonomic slimline handle	ergonomic slimline handle	ergonomic slimline handle	ergonomic slimline handle
Lock	fitted	fitted	fitted	fitted	fitted	fitted	fitted	fitted
Door hinges	right, reversible on site	right, reversible on site	right, reversible on site	right, reversible on site	right, reversible on site	right, reversible on site	right, reversible on site	right, reversible on site
Gross/net weight	93/87 kg	77/71 kg	81/75 kg	69/64 kg	75/70 kg	60/54 kg	61/57 kg	49/45 kg
Accessories								
Shelf, plastic-coated	7113409	7113409	7113413	7113413	7113413	7113413	7113413	7113413
Castor base	9086365	9086365			9086323	9086323	9086323	9086323
Scanner rail			7641603	7641603	7641603	7641603	7641603	7641603
Protection bracket	7790739	7790739	7790747	7790747	7790773	7790773		
Castors for the protection bracket	7790761	7790761	7790761	7790761	7790761	7790761		
Adjustable legs	9590229	9590229			9590231	9590231	9590231	9590231
Gravity feed shelf for bottles			9007659	9007659	9007659	9007659	9007659	9007659

¹ Measured with light switched off

The advantages at a glance



01 Suitable for **under-worktop installation**. The 83 cm high FKUv and GGU models can easily be installed beneath a worktop and are a space-saving and ideal solution especially where space is limited.

02 **High-quality refrigeration components** and a sophisticated design ensure maximum energy efficiency and low operating costs.

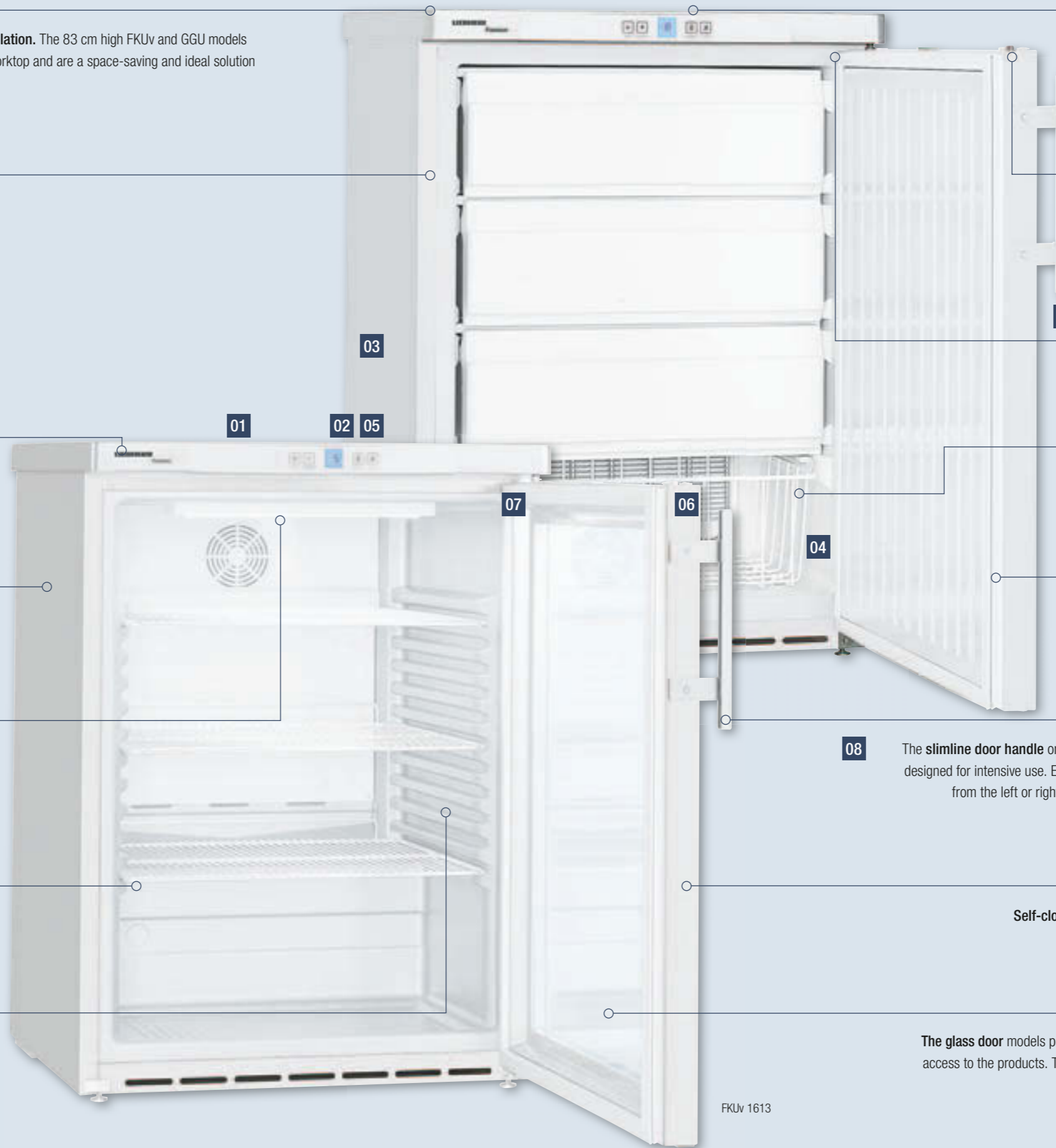
Automatic defrosting. The sophisticated and efficient electronic control system ensures that the appliance defrosts automatically during compressor off-cycle. In addition, component temperatures and compressor run-times are monitored to ensure reliable operation, even under extreme conditions.

03 In conjunction with the highly efficient compressor, the **environmentally-friendly refrigerant R 600a** is very energy-efficient.

Energy-efficient and economical LEDs on glass door models ensure good illumination of the interior. LED's generate very little heat and do not affect nearby products.

The **stable metal carrier grids** are very sturdy and have a loading capacity up to 45 kg, which ensures optimum product storage and protection. They are adjustable to allow flexible organisation and use of the interior.

04 The **seamlessly moulded inner liner** made of commercial-grade polystyrol is easy to clean and odourless. Since there are no hidden dirt-traps and the large radii facilitate cleaning, this enables perfect hygiene.



05 **Visual and audible door alarms** alert the user to any excessive rise in temperature and loss of cold air.

06

Sturdy locks on the refrigerator and freezer.



08

07 The **reversible door hinges** allow the appliances to be adapted to the installation site.

Drawers/baskets

The table-height freezers come with baskets and/or drawers as standard. These provide practical solutions for handling and storing frozen products.

The doors have **easily removable gaskets** for improved hygiene.

GGU 1500

08

The **slimline door handle** on FKUv & GGU models is designed for intensive use. Ergonomic, easy to grasp from the left or right and very easy to clean.



Self-closing door. A useful feature in commercial environments: Saves time, protects your products and can reduce energy consumption.

The **glass door** models provide a clear view, support promotional presentation and enable fast access to the products. The one-piece metal door frame combines durability with clean looks.

FKUv 1613

Compact performance

Wherever floor space is limited, Liebherr under-worktop refrigerators and freezers utilise niches effectively: on a relatively small footprint, the models with high-quality insulation and optimised components provide outstanding refrigerating capacity.



Suitable for under-worktop installation and space-saving.

The models can be installed beneath a worktop to use available space effectively. A vent grille is not possible, with a cross section of at least 200 cm² is required in the worktop for ventilation at the rear of the appliance. If a ventilation grille is not possible, the aperture height should be at least 3 cm greater than the appliance height. With a height of 83 cm, these models comply with the working heights in the catering sector. Solid or glass-door refrigerator models are available. Roller bars are available as an option to allow easy withdrawal from a niche, e.g. for cleaning. Increases unit height by 30 mm.



State-of-the-art electronic control system.

The models in the FKUv and GGU range are equipped with a high-quality electronic control system with a large temperature display and many practical functions. The control system is installed in the worktop; the temperature can be set accurately between +1°C and +15°C or from -9°C to -26°C on the freezer models. Visual and audible door and temperature alarms alert the user if the temperature rises uncontrollably. In the FKUv models, the non-contact fan cut-out switch reduces the loss of cold air when the door is opened and helps to maintain temperature consistency. The sophisticated defrost control system ensures trouble- and worry-free operation even in case of extreme conditions or frequent door opening. The FKUv models also feature a fan mode selection function with high and low humidity settings to adapt the storage climate to different products.

LED interior lighting with FKUv glass door.

FKUv glass door models are available where product visibility is required. The one-piece door frame is very robust and visually attractive. Energy-efficient LEDs ensure harmonious and homogeneous illumination of the interior and the products – in an extremely energy-saving manner: LED lights are longer lasting and much more energy-efficient than conventional fluorescent tubes.



Practical drawers and baskets (for GGU).

The table-height freezers come with baskets and/or drawers as standard. These provide practical solutions for handling and storing frozen products.

Energy-efficient with R 600a.

Liebherr appliances are optimised for best possible energy efficiency and low operating costs. Only the natural and environmentally-friendly refrigerant R 600a is used. In conjunction with highly efficient compressors, it is highly effective – and also future-proof thanks to its low global warming potential.



Self-closing door (only on FKUv).

A useful feature in commercial environments: Saves time, protects your products and reduces unnecessary loss of cold air.



Reversible door hinges.

The door hinges can easily be reversed to adapt appliances to the installation site.

Table-height forced-air refrigerators



Table-height freezer with static cooling



Table-height refrigerators with fan-assisted cooling

Total gross/net capacity
Exterior dimensions in mm (w/d/h)
Interior dimensions in mm (w/d/h)
Energy consumption in 365 days ¹
Climate rating
Refrigerant
Sound power level
Connection rating
Frequency/voltage
Cooling system
Defrost
Temperature range
External cabinet finish
Door/lid material
Internal liner material
Type of control
Temperature display
Fault: warning signal
Interior light
Adjustable shelves
Shelf material
Shelf loading
Lock
Self-closing door
Door hinges
Gross/net weight

FKUv 1610 Premium

141/130 litre
600/615/830
440/435/670
255 kWh
5
R 600a
45 dB(A)
1.0 A/100 W
50 Hz/220–240V~
forced-air
automatic
+1°C to +15°C
steel/white
steel
commercial grade moulded polystyrol
electronic controller
external digital
visual and audible
3
wire shelves plastic-coated
45 kg
fitted
yes
right, reversible on site
38/36 kg

FKUv 1613 Premium

LED

141/130 litre
600/615/830
440/435/670
328 kWh
7
R 600a
42 dB(A)
1.0 A/120 W
50 Hz/220–240V~
forced-air
automatic
+1°C to +15°C
steel/white
glass door
commercial grade moulded polystyrol
electronic controller
external digital
visual and audible
LED lighting, with separate switch
3
wire shelves plastic-coated
45 kg
fitted
yes
right, reversible on site
45/42 kg

Accessories

Shelf, plastic-coated
White stacking kit (GGU below/top)
Roller bars

7112313
9876641
9086607

7112313
9876641
9086607

Table-height freezer with static cooling

Total gross/net capacity
Exterior dimensions in mm (w/d/h)
Interior dimensions in mm (w/d/h)
Energy consumption in 365 days
Climate rating
Refrigerant
Sound power level
Connection rating
Frequency/voltage
Cooling system
Defrost
Temperature range
External cabinet finish
Door/lid material
Internal liner material
Type of control
SuperFrost
Temperature display
Fault: warning signal
Drawers
Number of baskets
Shelves, freezer compartment
Shelf material
Shelf loading
Compartment height in mm
Lock
Door hinges
Gross/net weight

GGU 1500 Premium

143/133 litre
600/615/830
474/443/676
265 kWh
5
R 600a
42 dB(A)
0.6 A/100 W
50 Hz/220–240V~
static
manual
-9°C to -26°C
steel/white
steel
commercial grade moulded polystyrol
electronic controller
quantity-controlled
external digital
visual and audible
3
1
4
evaporator plates
24 kg
3 x 150, 1 x 170
fitted
right, reversible on site
42/40 kg

Accessories

White stacking kit (FKUv below/top)
Roller bars
Standard full-depth basket
Short bottom basket
Full-depth drawer

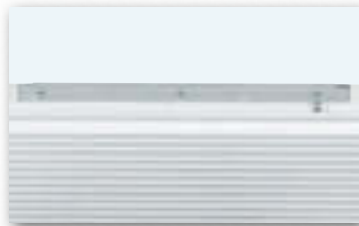
9876641
9086607
9141699
9141697
9790331

¹ Measured with light switched off

The advantages at a glance



The **cooling condenser** is embedded in the foam insulation all the way round the outer skin, which reduces vibration and makes the appliance quiet in operation. Condensation is stopped from forming on the housing; the outer skin is easy to clean – for perfect hygiene.



The **aluminium handle** is simple and tough, for intensive commercial use.

Highly effective insulation prevents energy loss and supports the excellent energy efficiency of the chest freezers.

The powder-coated sheet steel **housing** features a gap-free design which makes it very sturdy, scratch- and impact-resistant.



The **aluminium inner liner with rounded corners** is easy to clean and meets hygiene requirements. The rust-free and scratch-resistant aluminium liner provides excellent thermal conductivity.



Internal light as standard. As commercial freezers are not always sited inside the main work areas, this can be a useful feature.



The **sturdy lock** prevents unauthorised access.



Baskets

The handling, orderly storage and good stock-rotation of frozen products can be enhanced using baskets.



The **natural and CFC free refrigerant R 600a** is, in conjunction with highly efficient compressors, very energy-efficient.

The **main body of the chest** features a very sturdy and rugged unique one-piece design, which ensures that the chests can also withstand intensive loading and are torsion-free.

Stop Frost

The **StopFrost system** reduces frosting on the interior and stored products, so the time-consuming process of defrosting is necessary far less often. The chest can be re-opened effortlessly even after the lid is opened and closed because vacuum does not build up.

Adjustable temperature range between -14°C and -26°C to suit individual needs.

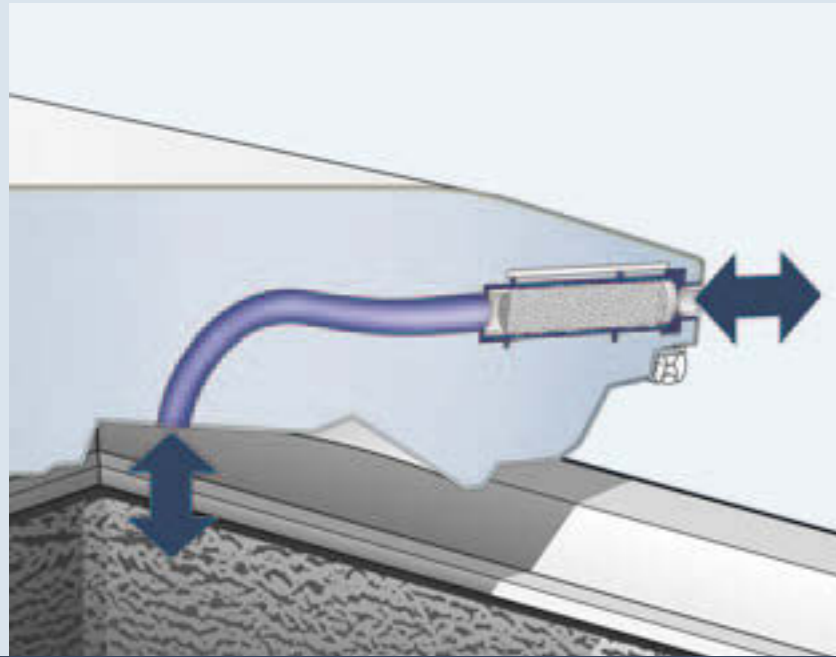
The **analogue temperature display** tells the user the exact internal temperature.



Quality right down to the smallest detail

When it comes to storing fruit and vegetables, fish or meat: Liebherr chest freezers provide ideal storage conditions for every product type and quantity. The high quality of the components and their precise workmanship guarantee

functionality and efficiency – even in extreme operational conditions. In its wide range of chest freezers, Liebherr has the right appliance for every need.



StopFrost with double advantage.

The StopFrost system in the GTL chest freezers offer two key advantages: frosting of the freezer compartment and products is noticeably reduced, and the time-consuming process of defrosting is necessary far less often. In addition, the StopFrost system prevents a vacuum from building up after the lid is opened and closed – the chest freezer can easily be re-opened immediately.



Designed for intensive use.

The aluminium handle is simple and tough, for intensive commercial use.

Sturdy lock.

The lock features a very solid design and prevents unauthorised access.

Superior lid design

The one-piece, welded lid design is both robust and hygienic.



Analogue temperature display.

The analogue temperature display tells the user the exact internal temperature and is mounted on the exterior of the appliance for easy readability.

Efficient and environmentally-friendly.

The chest freezers are very energy-efficient and economical thanks to the use of the natural and environmentally friendly refrigerant R 600a, maximum insulation and highly efficient compressors. Roller bars are available as an optional accessory. Fitted underneath the freezer, these make cleaning beneath and behind the freezer easier.



Condenser embedded in foam.

The cooling condenser is embedded in the foam insulation all the way round the outer skin, which reduces vibration and makes the chest freezer quiet in operation. In addition, the formation of condensation is prevented, which promotes optimum hygiene.



Baskets and interior light as standard.

The handling, orderly storage and good stock-rotation of frozen products can be enhanced using the Liebherr basket. The baskets either hang on the perimeter frame or sit in the freezer base with the handle folded away. The lighting integrated in the chest lid ensures a clear overview.

Chest freezers




Chest freezers	GTL 6106	GTL 6105	GTL 4906	GTL 4905	GTL 3006	GTL 3005
Total gross/net capacity	601/572 litre	601/572 litre	485/461 litre	485/461 litre	299/284 litre	299/284 litre
Exterior dimensions in mm (w/d/h)	1647/776/908	1647/776/917	1372/776/908	1372/776/917	998/725/908	998/725/917
Interior dimensions in mm (w/d/h)	1520/575/702	1520/575/702	1245/575/702	1245/575/702	871/526/702	871/526/702
Energy consumption in 365 days	551 kWh	551 kWh	458 kWh	458 kWh	284 kWh	284 kWh
Climate rating	5	5	5	5	5	5
Refrigerant	R 600a	R 600a	R 600a	R 600a	R 600a	R 600a
Sound power level	44 dB(A)	44 dB(A)	42 dB(A)	42 dB(A)	42 dB(A)	39 dB(A)
Connection rating	1.5 A/200 W	1.5 A/200 W	1.2 A/140 W	1.2 A/140 W	0.5 A/120 W	0.5 A/120 W
Frequency/voltage	50 Hz/220–240V~	50 Hz/220–240V~	50 Hz/220–240V~	50 Hz/220–240V~	50 Hz/220–240V~	50 Hz/220–240V~
Cooling system	static	static	static	static	static	static
Defrost	manual	manual	manual	manual	manual	manual
Temperature range	-14°C to -26°C	-14°C to -26°C	-14°C to -26°C	-14°C to -26°C	-14°C to -26°C	-14°C to -26°C
Door/lid material	stainless steel	steel	stainless steel	steel	stainless steel	steel
External cabinet finish	steel/white	steel/white	steel/white	steel/white	steel/white	steel/white
Internal liner material	aluminium	aluminium	aluminium	aluminium	aluminium	aluminium
Type of control	analogue controls	analogue controls	analogue controls	analogue controls	analogue controls	analogue controls
Temperature display	external analogue	external analogue	external analogue	external analogue	external analogue	external analogue
Interior light	yes	yes	yes	yes	yes	yes
Number of baskets	3	3	2	2	2	2
Number of baskets, max	6	6	4	4	3	3
Handle	profiled aluminium	profiled aluminium	profiled aluminium	profiled aluminium	profiled aluminium	profiled aluminium
Lock	fitted	fitted	fitted	fitted	fitted	fitted
Insulation	60–60 mm	60–60 mm	60–60 mm	60–60 mm	60–60 mm	60–60 mm
Water drain	yes	yes	yes	yes	yes	yes
Gross/net weight	90/76 kg	90/76 kg	77/66 kg	79/67 kg	59/49 kg	56/48 kg
Accessories						
Basket	7112727	7112727	7112727	7112727	7112725	7112725
Roller bars	9901627	9901627	9901627	9901627	9901629	9901629

Accessories

Section: Forced-air upright refrigerators

Shelves

The wire shelves are coated with abrasion-resistant plastic and have a loading capacity of up to 45 kg (applies to 60 cm wide appliances) or 60 kg (applies to 75 cm wide appliances). Suitable for the models: FKv(s).



Protection bracket

The sturdy protection bracket for use on (larger) FKv(s) models protects the condenser on the rear of the appliance and the underside of the appliance optimally against impacts during transportation. The protection bracket is ideal when using the appliance at events or as transport protection. Suitable for the models: FKv(s) 54, FKv(s) 41 and FKv(s) 36.



Adjustable legs

The adjustable legs allow plenty of clearance for easy and convenient cleaning underneath the appliance for when day-to-day hygiene is particularly important. Suitable for the models: FKv(s) 26, 36 and 54.



Castor base

The sturdy castor base makes it easy to move refrigerators from place to place. A sturdy quality accessory designed to last. Suitable for the models: FKv(s) 26, 36 and 54.



Scanner rail

Price tags and scan codes can easily be attached to the practical scanner rail. It is fastened to the front of the grid shelves and can be easily labelled with price tags or branding inserts. Suitable for the models: FKv(s) 26, 36 and 41.



Gravity feed shelf for bottles

On the practical gravity feed shelf, the 0.5 litre bottles are always to hand at the front. The gravity feed shelf can be drawn out on telescopic rails to replenish supplies. Suitable for the models: FKv(s) 26, 36 and 41.



Section: Table-height refrigerators and freezers


Lock

The appliances are equipped with standard locks as standard. Several appliances can be locked with one key. Additional lock barrels with up to ten different keys are available for the FKUv 1610, FKUv 1613 and GGU 1500 models.



Drawers

GGU models are supplied with baskets and/or drawers as standard. The drawers reduce loss of cold air during door opening and can be used to store small items or opened packages. Suitable for the GGU models.



Stacking kit

The stacking kit opens up further options for use, permitting odour and temperature separation if floor space is confined. Any combination of the GGU 15 Gastro freezers and FKUv 16 refrigerators is possible with the stacking kit.



Roller bars

The rollers with a diameter of 30 mm make it easy to move the appliances for cleaning purposes. Their solid quality guarantee a long service life. Suitable for the models: FKUv and GGU. Increases appliance height by 50 mm.



Baskets long / short

GGU models are supplied with baskets and/or drawers as standard. The baskets provide a good solution for handling and storing packaged frozen products.



Shelves

The tough plastic-coated wire shelves have a loading capacity of up to 45 kg. Suitable for the models: FKUv.



Section: Chest freezers

Baskets

The handling, orderly storage and good stock-rotation of frozen products can be enhanced using these baskets. Suitable for all GTL models.





Roller bars

The rollers (diameter 30 mm) make it easy to move the appliance for cleaning. Suitable for all GTL models.




Liebherr commercial appliances can be found at specialist retailers where providing first-class service and expert advice is their top priority.

You can find an overview of all Liebherr appliances in our main catalogues. Available in stores or on home.liebherr.com.



Smart communication on all fronts



Media App

Download all catalogues and videos to your tablet quickly and easily for instant off line access.



WineGuide App

A brief overview of Bordeaux wines and their producers, plus storage information.



apps.home.liebherr.com

Find out which app is available for which operating system (Apple, Android etc.), and which device type.



The Liebherr-Hausgeräte YouTube channel provides interesting and helpful films showing you the functions of Liebherr refrigerators and freezers.



News, product launches and special promotions can be found on our Facebook page, the Liebherr blog, on Instagram and Pinterest.



socialmedia.home.liebherr.com

Learn all about our current social media channels.



Subject to alterations. Printed in Germany by raff mediagroup. 7944321-01/3/03.2016